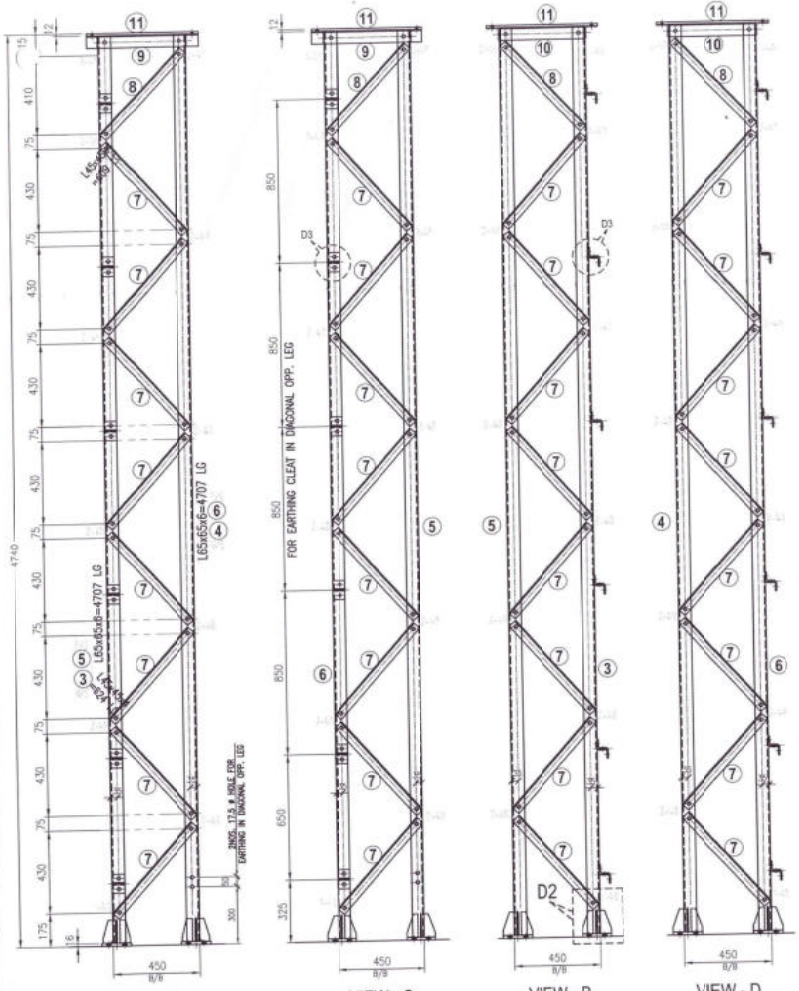

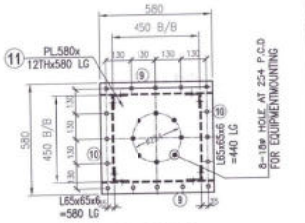

TOP PLAN

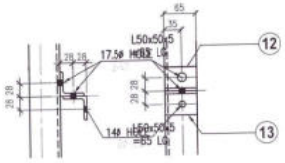

DETAIL "D3"

BOLTS & NUTS STATEMENT
EXCLUDING 2% EXTRA

BOLTTYPE	SIZE (Length in mm)	UNIT WT. Kg/pc	NOS	TOTAL WT Kg
	M-16 x 35 Lg.	0.117	0	0.000
	M-16 x 40 Lg.	0.125	110	13.750
	M-16 x 45 Lg.	0.133	20	2.660
	M-16 x 50 Lg.	0.141	0	0.000
	M-12 x 35 Lg.	0.062	15	0.930
STEP BOLT	M-16 x 175 Lg.	0.417	0	0.000
PACK WASHER FOR M-16 BOLTS				
PW-6	M-16 x 5 TH.	0.034	0	0.000
PW-8	M-16 x 3 TH.	0.045	0	0.000
SPRING WASHER				
12 DIA x 2.5 mm		0.004	15	0.060
16 DIA x 3.5 mm		0.009	130	1.170
TOTAL WT.OF FASTNERS =				18.570

BILL OF MATERIALS

ERCN MKD.	ITEM NO	DESCRIPTION	WIDTH (mm)	LENGTH (mm)	NOS	UNIT WT IN (kg)	WT/Pcs IN (kg)	Weight IN (Kg)
200 KV BPI	1	PL 16	150	150	4	125.60	2.83	11.32
	2	PL 8	57	120	15	62.80	0.43	6.88
	3	L65x65x6		4712	1	5.80	27.33	27.33
	4	L65x65x6		4712	1	5.80	27.33	27.33
	5	L65x65x6		4712	1	5.80	27.33	27.33
	6	L65x65x6		4712	1	5.80	27.33	27.33
	7	L45x45x4		624	32	2.70	1.68	53.76
	8	L45x45x4		609	4	2.70	1.64	6.56
	9	L65x65x6		580	2	5.80	3.36	6.72
	10	L65x65x6		450	2	5.80	2.61	5.22
	11	PL 12	580	580	1	94.20	31.69	31.69
	12	L50x50x5		65	12	3.80	0.25	3.00
	13	L50x50x5		65	12	3.80	0.25	3.00
		TENTATIVE WT OF STR. (without fastner)						237.47
		NO. OF ERCN.						1
		TOTAL WT.(kg) OF STR.						237.47

Deputy Manager (C)
Design & Project
AEGCL, Kahilipara, Ghy-19

Civil Expert
PT Feedback Infra
Indonesia

Asstt. General Manager (C)
Design & Project
AEGCL, Kahilipara, Ghy-19

APPROVED BY

General Manager (C)
O/o the Pr. GM, AEGCL, Bijulee Bhawan
Paltanbazar, Guwahati

REFERENCE DRAWING:

a) ADITYA BIRLA INSULATORS (HALOL-INDIA)
Drg No.-987070— 245kv.S/C.Post Insulator

NOTES :-

1. ALL DIMENSIONS IN MM, LEVELS IN METER UNLESS NOTED OTHERWISE.
2. STRUCTURAL STEEL SHALL CONFORM TO IS:2062 & GRADE -E250A.
3. BOLTS / NUTS SHALL BE PROPERLY CLASS 5.6 & 5.0 RESPECTIVELY AS PER IS:12427, PACK WASHER TO IS:2016 & SPR. WASHER TO IS:3063.
4. STRUCTURAL STEEL MEMBERS INCLUDING FOUNDATION BOLTS SHALL BE GALVANIZED WITH MINIMUM 0.610 kg/m2 WEIGHT OF ZINC.
5. ALL BOLTS / NUTS M-16 (HOLE 18Ø) IF NOT SPECIFIED.
6. FABRICATION SHALL CONFORM TO IS:802(PART-2).
7. ALL BOLTS, NUTS & WASHERS SHALL BE HOT DIPPED GALVANIZED AS PER RELEVANT IS CODE.
8. FOUNDATION BOLTS SHALL CONFORM TO IS:5624 AND PROPERTY CLASS SHALL BE 4.6 AS PER IS:1367 (PART-3).
9. WELDING SHALL BE CARRIED OUT IN ACCORDANCE WITH IS:816. WELD SIZE = 6MM
10. ALL MEMBERS LENGTH ,SLOPE DIMN. , SHAPES & SIZE OF GST. PLS. BOLT PCSITION & NOTCH CUTTING SHOULD BE CHECKED BY FULL SCALE SHOP LAYOUT BEFORE FABRICATION.

PROTO CORRECTED

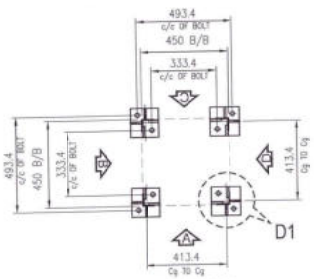

BASE PLAN

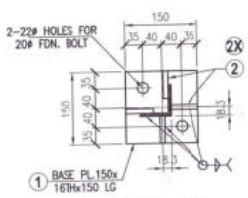

DETAIL - D1

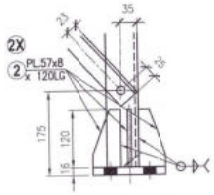

DETAIL - D2

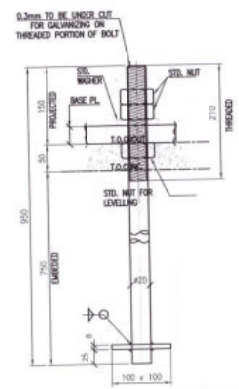

DET. OF 20Ø ANCHOR BOLT

REV	DESCRIPTION	P.P	D.S	S.C	DATE
0	FIRST SUBMISSION				06.08.2025
		PREP.	CHKD.	APPD.	
		SIGN.			

OWNER	ASSAM ELECTRICTY GRID CORPORATION LIMITED
EPC	TECHNO ELECTRIC & ENGG. CO. LTD.
CONTRACT :	SUPPLY CONTRACT AND SERVICE CONTRACT SIGNED ON DATED XXXXX
PROJECT	CONSTRUCTION OF 400/220KV, GIS AT SONAPUR AND ASSOCIATED TRANSMISSION LINES AND BAY EXTENSION WORKS AT EXISTING 220KV SONAPUR GIS
SUBSTATION	400/220KV, GIS AT SONAPUR, ASSAM
DRG. TITLE	SONAPUR SS - 220kV BPI - FABRICATION DRAWING & BILL OF MATERIAL OF SUPPORT STRUCTURE-
DRG. NO. :	AEGCL-SONA-0816SN-CIV-2BPISFAB-138
SCALE : 1:50	JOB NO. 0816SN — SHEET 1 OF 1